

DOCUMENT RESUME

ED 428 816

JC 990 178

AUTHOR Blyer-Culver, Betty; Beachler, Judy  
 TITLE Los Rios Community College District. Student Transfer Profile to All Public Universities of California, 1998 Report.  
 INSTITUTION Los Rios Community Coll. District, Sacramento, CA. Office of Institutional Research.  
 PUB DATE 1998-12-00  
 NOTE 10p.  
 AVAILABLE FROM Web site: <http://irweb.do.losrios.cc.ca.us>  
 PUB TYPE Numerical/Quantitative Data (110) -- Reports - Research (143)  
 EDRS PRICE MF01/PC01 Plus Postage.  
 DESCRIPTORS \*Academic Persistence; Articulation (Education); \*College Transfer Students; \*Community Colleges; Comparative Analysis; Higher Education; Minority Groups; \*Student Characteristics; Tables (Data)  
 IDENTIFIERS American River College CA; California State University; Cosumnes River College CA; \*Los Rios Community College District CA; Sacramento City College CA; University of California

ABSTRACT

This report, ninth in a series prepared by the Office of Institutional Research, provides information regarding student transfers from the three Los Rios Community College District (LRCCD) colleges--American River College, Cosumnes River College, and Sacramento City College--to the University of California (UC) and the California State University (CSU) systems. Highlights of the report include: (1) in 1997-98, 2,646 LRCCD students transferred to California's public universities, 44.7% of whom came from American River College, 19.1% from Cosumnes River College, and 36.2% from Sacramento Community College; (2) LRCCD ranks second to the Los Angeles Community College District statewide in the number of student transfers; (3) the number of student transferring from LRCCD in 1997-98 declined 1.3% from the prior academic year, compared to a 5.2% decline experienced by community colleges statewide; (4) student transfers to UC in 1997-98 decreased by 7, to 434, from the prior year, while transfers to CSU decreased by 27, to 2,219; and (5) between 1993-94 and 1997-98, the proportion of African-American and Native American students at LRCCD colleges who transferred to the CSU or UC systems remained relatively stable, the proportion of Asian-American and Latino students transferring increased, and the proportion of White students who transferred decreased. Contains nine charts. (CAK)

\*\*\*\*\*  
 \* Reproductions supplied by EDRS are the best that can be made \*  
 \* from the original document. \*  
 \*\*\*\*\*

**Los Rios Community College District.  
 Student Transfer Profile to all Public  
 Universities of California,  
 1998 Report**

Blyer-Culver, Betty  
 Beachler, Judy

U.S. DEPARTMENT OF EDUCATION  
 Office of Educational Research and Improvement  
 EDUCATIONAL RESOURCES INFORMATION  
 CENTER (ERIC)

- This document has been reproduced as received from the person or organization originating it.
- Minor changes have been made to improve reproduction quality.

• Points of view or opinions stated in this document do not necessarily represent official OERI position or policy.

PERMISSION TO REPRODUCE AND  
 DISSEMINATE THIS MATERIAL HAS  
 BEEN GRANTED BY

J. Beachler

TO THE EDUCATIONAL RESOURCES  
 INFORMATION CENTER (ERIC)

1

**Los Rios Community College District  
Office of Institutional Research**

**STUDENT TRANSFER PROFILE  
to all Public Universities of California**

**1998 Report**

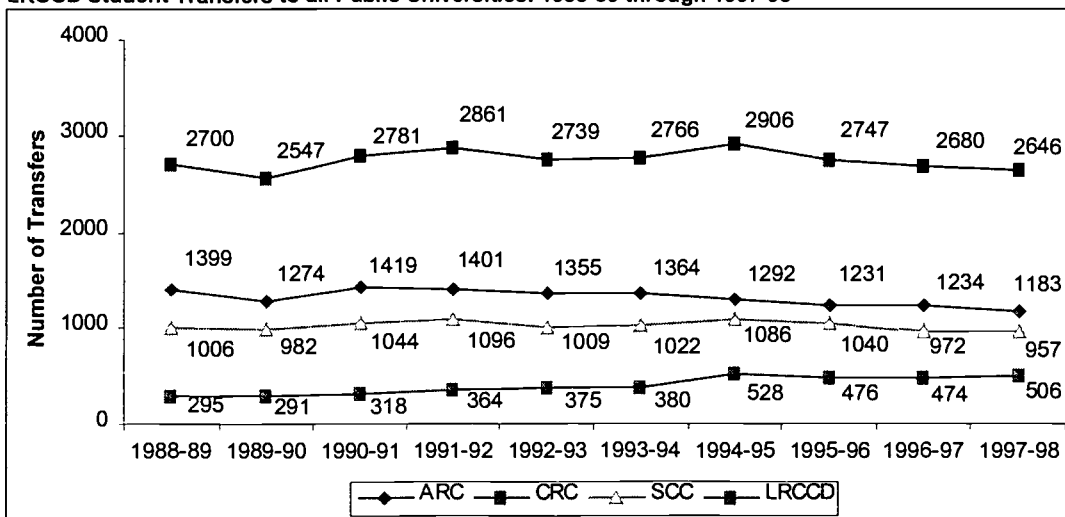
The 1998 student transfer report, ninth in a series prepared by the Office of Institutional Research, provides information regarding student transfers from the Los Rios District colleges: American River College (ARC), Cosumnes River College (CRC), and Sacramento City College (SCC) to the University of California (UC) and the California State University (CSU) systems as reported in the 1998 California Postsecondary Education Commission's (CPEC) *Student Profiles*. Student transfers to private institutions are not included in the analysis, as the information is available for fall semester only and because not all private institutions report transfer data. This report provides analysis of full-year data for the 1996-97 and 1997-98 academic years, updating information provided in the 1997 report.

**Los Rios Community College District Transfers to all Public Universities of California**

Los Rios Community College District ranked second to the Los Angeles Community College District statewide in the number of student transfers to all public universities (UC and CSU systems combined) for both 1996-97 and 1997-98, according to analysis of data from the most recent CPEC *Student Profiles*. LRCCD has maintained this position for ten consecutive years and has ranked second for 11 out of the past 12 years, when in 1987-88 the district ranked third.

Chart 1 illustrates the ten-year history of the number of LRCCD student transfers at UC and CSU systems combined. Of the 2,680 student transfers in 1996-97, 46.0% were former ARC students, 17.7% were from CRC, and 36.3% were former SCC students. Of the 2,646 UC and CSU transfers in 1997-98, 44.7% were from ARC, 19.1% were from CRC and 36.2% were from SCC.

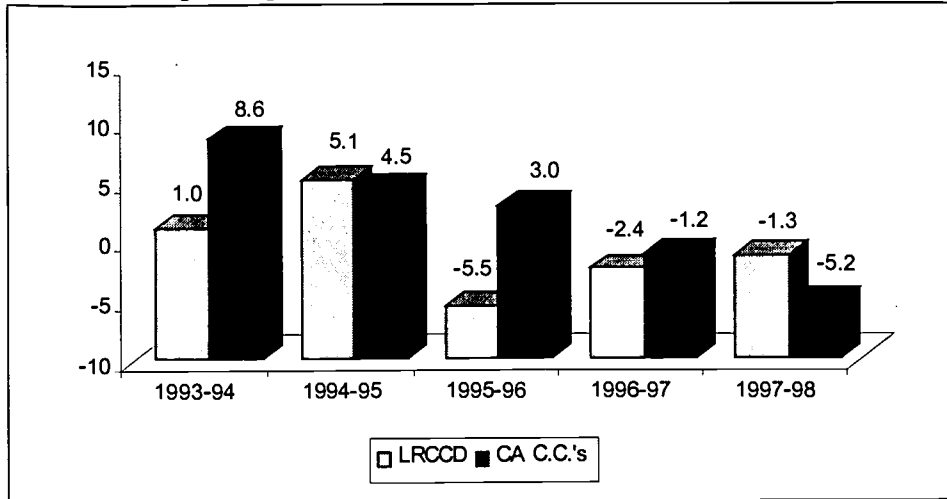
**Chart 1  
LRCCD Student Transfers to all Public Universities: 1988-89 through 1997-98**



As shown in Chart 2, one-year changes in the number of Los Rios transfers to all public universities continued to be quite different than the percentage changes seen for all California Community colleges over the five year history analyzed. In 1996-97, transfers from Los Rios colleges declined 2.4% compared to the 1.2% decline statewide. LRCCD student transfers to all public universities declined by only 1.3% in 1997-98. Comparatively, statewide student transfers declined 5.2% during this one-year period.

**Chart 2**

**Annual Percentage Change in Number of Student Transfers at all Public Universities: 1993-94 through 1997-98**




Declining student transfers are of concern. To assist with transfer planning and program development an analysis of rates of change over the five-year period from 1993-94 to 1997-98 will assist with future efforts by Los Rios and its colleges. The five-year percent change in the *number* of student transfers from Los Rios and its colleges to UC and CSU demonstrates some significant changes to the transfer pattern. The District's transfers to all public universities peaked in 1994-95 and have declined each year thereafter through 1997-98. Comparatively, statewide student transfers to all public universities peaked in 1995-96 and have declined the following two years. Over the five-year period (1993-94 to 1997-98) LRCCD student transfers to UC and CSU declined by 4.3%, from 2,766 in 1993-94 to 2,646 in 1997-98. On a statewide basis, community college transfers increased slightly to all public universities (by 0.7%).

Of the three Los Rios colleges, American River had the most significant student transfer declines to all public universities of California. ARC student transfers declined by 4.1%, from 1,234 transfers in 1996-97 to 1,183 in 1997-98 and by 13.3% (from 1,364 to 1,183) from 1993-94 to 1997-98. Student transfers from SCC declined as well, by 1.5% from 972 in 1996-97 to 957 in 1997-98 and by 6.4% from 1,022 in 1993-94 to 957 in 1997-98. CRC student transfers to all public universities increased (noting the smaller numbers) by 6.8%, from 474 transfers in 1996-97 to 506 in 1997-98 and by 33.2% from 1993-94 to 1997-98 (from 380 to 506).

Chart 3 demonstrates that over the past five years, both LRCCD enrollment and transfers have remained relatively stable in terms of their comparable proportions of total statewide data.

**Chart 3**

**LRCCD Share of California Community College Enrollment\* and of UC and CSU Transfers: 1993-94 through 1997-98**



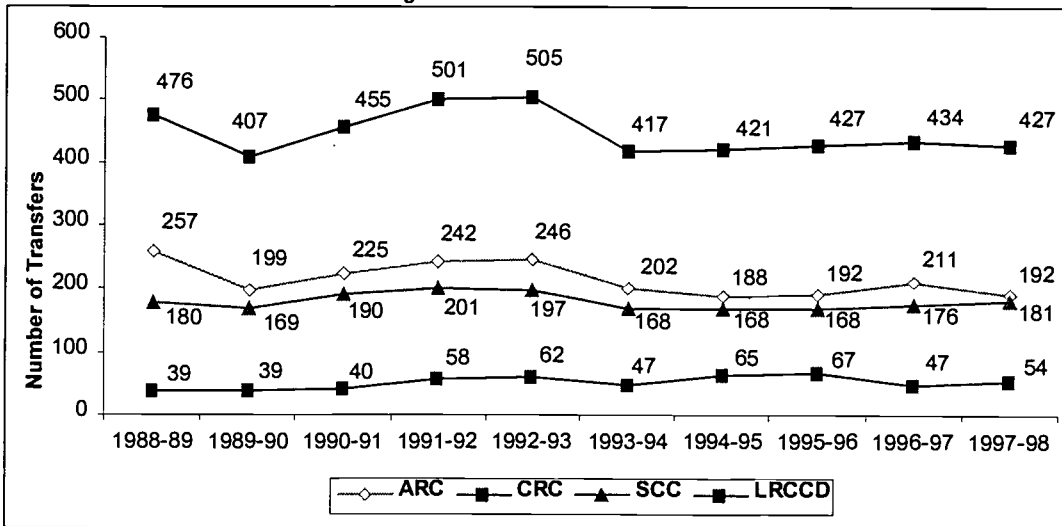
\*Analysis of Fall enrollment data generated from the State Management Information System (MIS).

Of additional interest is the chart's illustration that the Los Rios transfer proportions still remain slightly higher in relation to their proportion of statewide community college enrollment even though there has been annual declines in the total number of Los Rios transfers since 1994-95.

### UC Transfer Highlights

LRCCD student transfers to the UC system increased slightly from 1995-96 to 1996-97 by 1.6% (from 427 to 434) as illustrated in Chart 4. Statewide student transfers to UC declined by 3.6% from 1995-96 to 1996-97. However, Los Rios student transfers to the UC system declined slightly from 1996-97 to 1997-98 by 1.6% (from 434 to 427). On a statewide basis, community college transfers to the UC system declined by a slightly higher 2.7% for this one-year time period.

**Chart 4**  
LRCCD Transfers to UC: 1988-89 through 1997-98



Although at the statewide level, student transfers to UC have declined by 6.7% during the five-year period from 1993-94 to 1997-98, Los Rios colleges' student transfers to UC have remained relatively stable during this same time period. During the five-year period from 1993-94 to 1997-98, the number of LRCCD student transfers to UC increased by 2.4%, from 417 in 1993-94 to 427 in 1997-98. From 1993-94 to 1997-98, ARC student transfers to UC declined by 5.0%, from 202 to 192. Student transfers during this five-year time period to UC from both SCC and CRC (noting the small numbers) increased, by 7.7% and 14.9%, respectively.

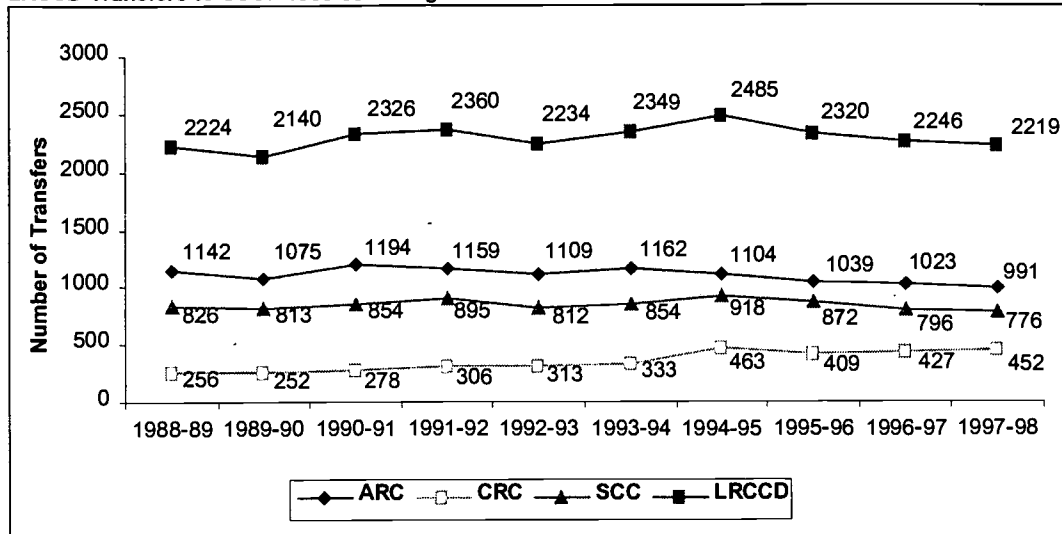
LRCCD has ranked eighth in the statewide ranking among community college districts in the number of transfer students to UC since 1993-94. In 1997-98, Los Rios and its colleges ranked seventh among community college districts statewide in the number of student transfers to UC.

### CSU Transfers Decline

A review of Los Rios student transfer data to CSU as illustrated in Chart 5 shows some important changes in the CSU transfer picture for Los Rios Community College District. Because the majority of Los Rios students transfer to the CSU system (83.5%), the decline in these transfers is of particular concern. Los Rios student transfers to CSU peaked in 1994-95 and have declined annually each year thereafter through 1997-98. After increasing 5.8% in 1994-95, LRCCD student transfers to CSU declined by 6.6% in 1995-96 (from 2,485 to 2,320), by 3.2% in 1996-97 (to 2,246) and by a slightly smaller decline of 1.2% in 1997-98 (to 2,219). Statewide community college transfers to CSU declined by a slight 0.7% in 1996-97 and by a higher 5.8% decline in 1997-98.

BEST COPY AVAILABLE

**Chart 5**  
**LRCCD Transfers to CSU: 1988-89 through 1997-98**



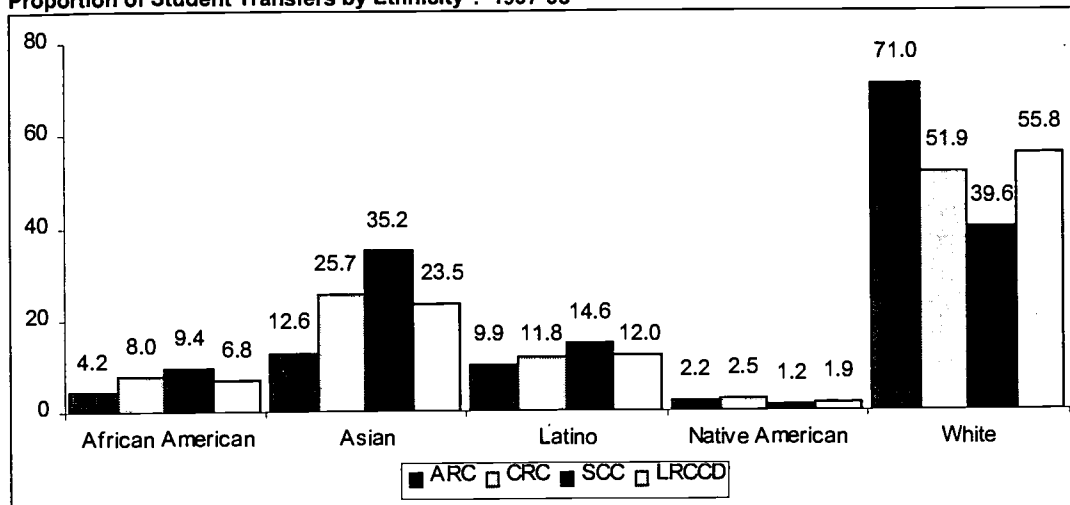
The five-year rates of change in the number of student transfers from Los Rios and its colleges to CSU are of concern. From 1993-94 to 1997-98, Los Rios student transfers to CSU declined 5.5% compared to a 2.5% increase statewide. ARC, which transfers the highest proportion of students to the CSU system, had the most significant declines in transfer numbers. The five-year overall decline in ARC transfer students to CSU translates to 171 fewer student transfers (a 14.7% decline). Student transfers from SCC to CSU also saw declines over the five-year period, by 9.1%, translating to 78 fewer CSU transfer students from SCC. Whereas total transfers from both ARC and SCC to CSU have declined over this period, transfers from CRC (noting the smaller numbers) have increased by 119 or 35.7% from 1993-94 to 1997-98. The increasing transfer numbers from CRC can be attributed to the college's formal commitment to student transfer, including an increase in the transfer center's visibility and a letter campaign contacting students with appropriate levels of transferable units encouraging them to contact the transfer center for assistance in successfully completing their goal to transfer.

Although Los Rios transfer numbers to the CSU system have declined, Los Rios and its colleges continue to rank second to Los Angeles community college district statewide in the number of transfer students to CSU and continued to do so in both 1996-97 and 1997-98.

### Highlights of Student Transfers by Ethnicity

To begin the discussion of transfer proportions by ethnicity, Chart 6 illustrates the pattern of ethnic student transfer proportions to UC and CSU from the individual Los Rios colleges and the district. The proportion of African American and Native American student transfers district-wide has remained relatively stable over the five-year time period. The proportion of Asian transfer students from Los Rios to UC and CSU has increased by 5.2%, from 18.3% of all transfers in 1993-94 to 23.5% in 1997-98. Latino student transfer proportions also increased during this time period by 2.3%, from 9.7% in 1993-94 to 12.0% in 1997-98. The largest proportion of Los Rios transfers are of white students which declined by 7.7%, from 63.5% in 1993-94 to 55.8% in 1997-98.

**Chart 6**  
**Proportion of Student Transfers by Ethnicity\*: 1997-98**



\*As a proportion of all known ethnicity

American River College transfers the highest proportions of white students (71.0%) and lower proportions of each of the other ethnic categories when compared to the other two Los Rios colleges. SCC has the highest proportions of African American (9.4%), Asian (35.2%) and Latino (14.6%) student transfers and a lower proportion of white student transfers (39.6%) as compared to the other two colleges. The proportion of CRC white student transfers is 51.9%; 8.0% are African American, 25.7% Asian and 11.8% of CRC student transfers are Latino. Noting the small numbers, the highest proportion of Native American (2.5%) student transfers is from CRC.

By 1997-98 there were 16.4% fewer white transfer students from Los Rios Colleges at public universities of California than was the case in 1993-94. Likewise there were 6.7% fewer African American transfer students district-wide. All other ethnic group transfers increased over this five-year period: Asian students by 22.0%, Latino students by 18.0%, and Native Americans by 19.4% (noting the small numbers). Whereas the number of African American student transfers declined 6.7% district-wide over the five year period, the number of African American student transfers from ARC declined by a substantial 31.7%. The number of African American transfer students from CRC also declined, by a smaller 5.4% and from SCC African American transfer rates increased by 14.9%. Latino student transfer rates increased from both CRC and SCC from 1993-94 to 1997-98, by 126.1% (noting the small numbers) and 18.8%, respectively. However, the number of Latino transfer students declined from ARC, by 6.7%.

The most significant area of concern is the declining number of white student transfers both at the district level and at the individual college level. The number of white student transfers from ARC declined 21.2% from 1993-94 to 1997-98 and SCC white student transfers declined by 21.6%. However, white student transfers from CRC increased by 15.7% for this same time period.

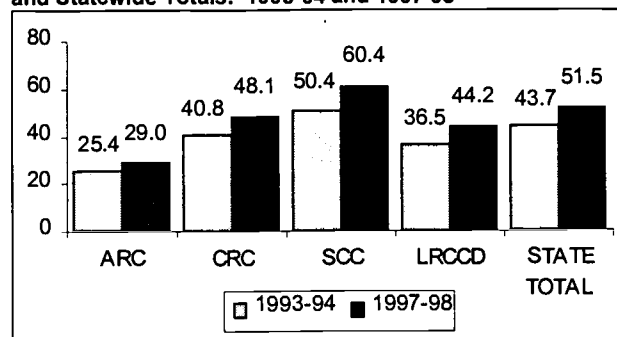
### **Are Under-represented Minorities Transferring?**

The decline in the proportions of white student transfers and the increase in transfer proportions among particular ethnic groups, calls for a discussion comparing all ethnic minority and under-represented (African American, Latino and Native American) student transfers at the college level to total LRCCD and statewide student transfers in these categories.

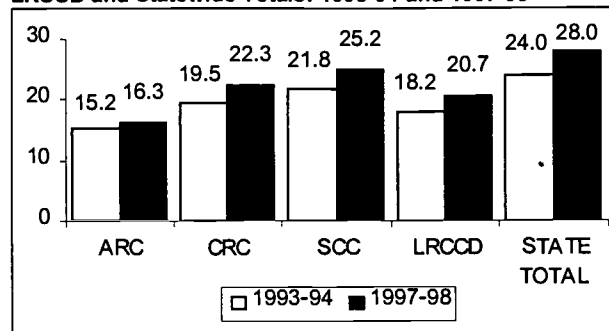
In light of the above, it is of interest to look at a state and district comparison of transfer proportions by ethnicity to UC and CSU. Chart 7 demonstrates that the proportions of student transfers to UC and CSU by all ethnic minority groups increased from each of the three Los Rios colleges from 1993-94 to 1997-98:

by 3.6% from ARC, by 7.3% from CRC, and by an even higher 10.0% from SCC. District-wide there was a 7.7% increase in the proportion of ethnic minority transfers and a 7.8% increase statewide.

**Chart 7**  
**Proportion of UC and CSU Transfers from All Ethnic Minority Groups for Individual Los Rios Colleges, LRCCD and Statewide Totals: 1993-94 and 1997-98**



**Chart 8**  
**Proportion of UC and CSU Transfers from All Under-Represented Minorities for Individual Los Rios Colleges, LRCCD and Statewide Totals: 1993-94 and 1997-98**



Groups generally considered to be under-represented in higher education include African American, Latino and Native American students. Chart 8 illustrates the proportions of under-represented transfer students by individual Los Rios college as compared to district and statewide transfer proportions. The proportions of under-represented student transfers to UC and CSU also increased from each of the Los Rios colleges. From 1993-94 to 1997-98, the proportions of under-represented student transfers increased by 1.1% from ARC, 2.8% from CRC and by 3.4% from SCC. District-wide there was a 2.5% increase in the proportion of ethnic minority transfers and a 4.0% increase statewide.

The proportions of ethnic minority students as well as under-represented ethnic minority students enrolled by Los Rios colleges remains higher than the proportions residing in the surrounding Sacramento-Yolo Metropolitan Statistical Area (CMSA) which includes the four-county (El Dorado, Placer, Sacramento and Yolo) area served by Los Rios colleges. Based on July 1996 CMSA data, 29.3% of the Sacramento area population are members of a minority group and 20.7% are under-represented ethnic minorities. Comparable enrollment figures from 4<sup>th</sup> week census data, Fall 1998, were 40.9% and 24.2%, respectively. LRCCD enrollment proportions for ethnic minorities are well above those for the Greater Sacramento community. Under-represented minority enrollment by LRCCD mirrors the proportion of under-represented minorities in the CMSA area.

Los Rios also continues to transfer relatively high proportions of ethnic minorities compared to the Sacramento area the district serves. The 44.2% proportion of ethnic minority student transfers from LRCCD in 1997-98 was well above the CMSA ethnic minority proportion of 29.3%. The proportion of LRCCD ethnic transfers is slightly higher than the comparable enrollment proportion (40.9%) as well. The proportion of Los Rios under-represented transfers mirrors the surrounding Sacramento area under-represented population. However, the proportion of LRCCD transfers is somewhat lower than the comparable proportion of LRCCD under-represented student enrollment (24.2%).

Proportions of California community college enrollment (52.3%) and transfers (51.5%) of ethnic minorities are higher than the comparable California population (47.1%). The enrollment of under-represented minority students (35.3%) statewide is slightly less than the comparable 36.4% of the California population. However, the proportion of California under-represented minority transfers (28.0%) is 8.4% lower than the comparable 36.4% of the California population.

Statewide ethnic and under-represented minority transfer figures of 51.5% and 28.0% for 1997-98 are somewhat higher than those for Los Rios. However, the above proportions do illustrate LRCCD's continued success in enrollment and transfer of both ethnic minority students and under-represented ethnic minority students as compared to the greater Sacramento area it serves.



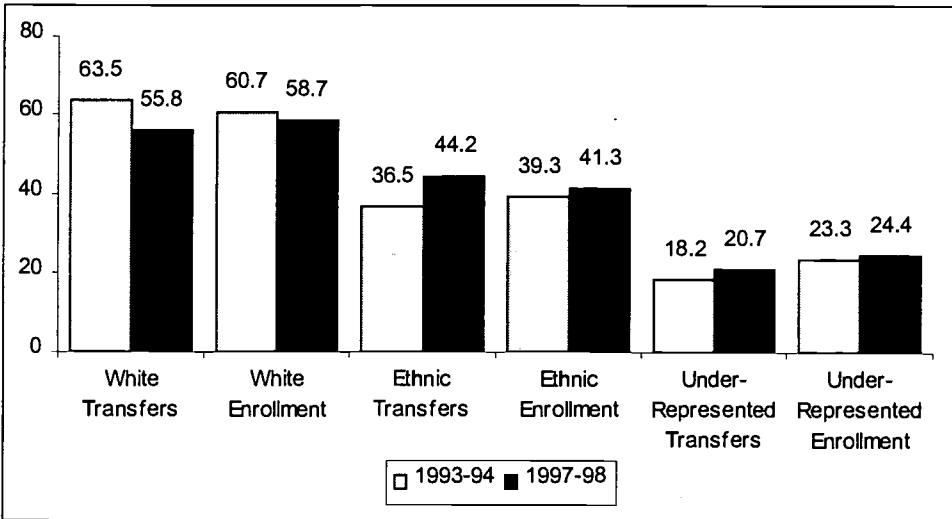
Although the district transfers lower proportions of ethnic minority students than does the state, SCC transfers a higher proportion than both the district and the state. The lower ethnic minority transfer figures from ARC can be attributed to the college's high proportion of white student transfers and declining numbers of African American student transfers. Each of the three Los Rios colleges transfer lower proportions of under-represented students to UC and CSU than the state, but those proportions have increased during the five-year period. Again, this mirrors the patterns of enrollment by ethnicity across the District.

**Transfer to Enrollment: How do they Compare?**

In an effort to gain an understanding of the components contributing to the decline of Los Rios transfers to the UC and CSU systems, Chart 9 compares the proportions of Los Rios transfer students between white student and ethnic populations, as well as illustrates comparable enrollment proportions. White student transfer proportions are declining at higher rates than comparable white enrollment proportions whereas the proportion of all ethnic minority transfers is higher than comparable ethnic enrollment, a reflection of the high Asian student transfer proportions. Under-represented student transfer proportions are lower than comparable enrollment proportions, suggesting that students who are traditionally under-represented in higher education tend to transfer less than other ethnic groups.

The most significant decline and area of concern is with the declining number of white transfer students from Los Rios and its colleges. Transfers of white students declined by 7.7%, from 63.5% in 1993-94 to 55.8% in 1997-98. The comparable enrollment picture illustrates a much smaller decline in white student enrollment, a 2.0% enrollment decline compared to the 7.7% decline in student transfers. The 7.7% increase in ethnic minority transfers can be primarily attributed to the increase in Asian transfers from Los Rios, increasing 5.2% over the five-year period illustrated.

**Chart 9**  
**LRCCD Student Transfers (1997-98) and Enrollment (Fall 1997) by White, All Ethnic Minority and Under-Represented Minorities**



Gaining a more thorough understanding of the transfer decline is particularly important given the fact that more students have indicated a desire to transfer. In Fall 1994, 41.0% of all students indicated that transfer was their goal (the informed matriculation goal). By Fall 1997, 47.5% did. There was a 25.8% increase in the number of students indicating that they planned to transfer, yet the actual number of students transferring has declined. Research staff across the district and colleges will be studying the complexities of this anomaly over the next year, working with counselors and transfer center staff to develop ways to understand and then to reverse the decline.

## Concluding Comments

The 1998 Student Transfer report shows some important changes in the transfer picture for Los Rios Community College District. Los Rios Community College District's student transfers to UC and CSU peaked in 1994-95 and have declined each year thereafter through 1997-98. Statewide, student transfers to UC and CSU have peaked in 1995-96 and declined the following two years. Although at the statewide level, student transfers to UC have declined (by 6.7% from 1993-94 to 1997-98), they have been fairly stable from Los Rios colleges.

Because the vast majority of Los Rios students transfer to the CSU system, in particular to California State University, Sacramento (approximately 79% of Los Rios transfer students go to CSU, Sacramento) the decline of Los Rios student transfers to CSU is of particular concern. Over the five-year period from 1993-94 to 1997-98, Los Rios student transfers to CSU declined 5.5% compared to a 2.5% increase statewide. American River College had the greatest decline (14.7%) in student transfers during this five-year period followed by a 9.1% decline in student transfers to CSU from SCC. During this same five-year period CRC student transfers increased by 35.7% (noting the smaller numbers).

Of considerable concern is the significant decline in the white student transfer picture as well as the declining rate of African American transfers to the UC and CSU system. Over the five-year period from 1993-94 to 1997-98, the number of white transfer students from LRCCD has declined 16.4% compared to a 3.6% enrollment increase district-wide. African American student transfers have declined by a rate of 6.7% over this same five-year period comparing to a 16.7% increase in the number of African American students enrolled at Los Rios and its colleges.

Comparisons of enrollment to transfer proportions by known ethnicity illustrate some gaps in enrollment to transfer proportions. However, the Los Rios district continues to successfully transfer and enroll relatively high proportions of ethnic minorities compared to the relative proportional population in the Greater Sacramento area the district serves. Each of the three Los Rios colleges enrolls a higher proportion of African American students than they transfer. Conversely, each of the three Los Rios colleges transfer Asian students in higher proportions than they enroll. ARC and SCC enroll slightly higher proportions of Latino students than they transfer, whereas CRC transfers a slightly higher proportion of Latinos than they enroll. Native American enrollment and transfer figures are fairly small, yet enrollment and transfer proportions at each of the Los Rios colleges are relatively similar. American River College is the only Los Rios college that transfers a higher proportion of white students than comparable enrollment proportions. Identification of enrollment and transfer proportion gaps may provide additional information that Los Rios staff may find useful in ongoing district-wide efforts.

The detailed 1998 transfer report can be used as a tool to assist Los Rios Community College District's efforts to address the declining student transfer numbers, in particular to CSU, and assist with transfer planning discussions and the enhancement of transfer outreach efforts district-wide.

This report was written by Betty Glycer-Culver, Research Analyst, with contributions from Judith Beachler, Director, and is based on data from the 1998 California Postsecondary Education Commission's *Student Profiles*, California State University's *1997-98 Undergraduate Transfer Students from Community Colleges*, State Management Information System (MIS), and the LRCCD Research Database, developed and managed by Minh La, Systems Hardware and Software Performance Analyst.

For further information please call: 916-568-3131, LRCCD Office of Institutional Research.

All district reports are available on the IR Web Site at: <http://irweb.do.losrios.cc.ca.us>

1998transferreport.doc

December 1998



**U.S. Department of Education**  
Office of Educational Research and Improvement (OERI)  
National Library of Education (NLE)  
Educational Resources Information Center (ERIC)



JC 990178

## REPRODUCTION RELEASE

(Specific Document)

### I. DOCUMENT IDENTIFICATION:

Title: Student Transfer Profile (1998 Report)	
Author(s): Betty Glycer-Culver & Judy Beachler	
Corporate Source: Office of Institutional Research, Los Rios CCD 1919 Spanos Court Sacramento, CA. 95825-3981	Publication Date: December 1998

### II. REPRODUCTION RELEASE:

In order to disseminate as widely as possible timely and significant materials of interest to the educational community, documents announced in the monthly abstract journal of the ERIC system, *Resources in Education* (RIE), are usually made available to users in microfiche, reproduced paper copy, and electronic media, and sold through the ERIC Document Reproduction Service (EDRS). Credit is given to the source of each document, and, if reproduction release is granted, one of the following notices is affixed to the document.

If permission is granted to reproduce and disseminate the identified document, please CHECK ONE of the following three options and sign at the bottom of the page.

The sample sticker shown below will be affixed to all Level 1 documents

The sample sticker shown below will be affixed to all Level 2A documents

The sample sticker shown below will be affixed to all Level 2B documents

PERMISSION TO REPRODUCE AND DISSEMINATE THIS MATERIAL HAS BEEN GRANTED BY

\_\_\_\_\_  
Sample  
\_\_\_\_\_

TO THE EDUCATIONAL RESOURCES INFORMATION CENTER (ERIC)

**1**

PERMISSION TO REPRODUCE AND DISSEMINATE THIS MATERIAL IN MICROFICHE, AND IN ELECTRONIC MEDIA FOR ERIC COLLECTION SUBSCRIBERS ONLY, HAS BEEN GRANTED BY

\_\_\_\_\_  
Sample  
\_\_\_\_\_

TO THE EDUCATIONAL RESOURCES INFORMATION CENTER (ERIC)

**2A**

PERMISSION TO REPRODUCE AND DISSEMINATE THIS MATERIAL IN MICROFICHE ONLY HAS BEEN GRANTED BY

\_\_\_\_\_  
Sample  
\_\_\_\_\_

TO THE EDUCATIONAL RESOURCES INFORMATION CENTER (ERIC)

**2B**

Level 1

↑

Level 2A

↑

Level 2B

↑

Check here for Level 1 release, permitting reproduction and dissemination in microfiche or other ERIC archival media (e.g., electronic) and paper copy.

Check here for Level 2A release, permitting reproduction and dissemination in microfiche and in electronic media for ERIC archival collection subscribers only

Check here for Level 2B release, permitting reproduction and dissemination in microfiche only

Documents will be processed as indicated provided reproduction quality permits.  
If permission to reproduce is granted, but no box is checked, documents will be processed at Level 1.

*I hereby grant to the Educational Resources Information Center (ERIC) nonexclusive permission to reproduce and disseminate this document as indicated above. Reproduction from the ERIC microfiche or electronic media by persons other than ERIC employees and its system contractors requires permission from the copyright holder. Exception is made for non-profit reproduction by libraries and other service agencies to satisfy information needs of educators in response to discrete inquiries.*

Sign here, → please

Signature: <i>Judith Beachler</i>	Printed Name/Position/Title: Dr. Judith Beachler, Director	
Organization/Address: Office of Institutional Research, LRCCD 1919 Spanos Court, Sacramento, CA. 95825-3981	Telephone: 916-568-3132	FAX: 916-568-3094
	E-Mail Address: beachljj@mail.do.lcsrios.cc.ca.us	Date:



(over)

### III. DOCUMENT AVAILABILITY INFORMATION (FROM NON-ERIC SOURCE):

If permission to reproduce is not granted to ERIC, or, if you wish ERIC to cite the availability of the document from another source, please provide the following information regarding the availability of the document. (ERIC will not announce a document unless it is publicly available, and a dependable source can be specified. Contributors should also be aware that ERIC selection criteria are significantly more stringent for documents that cannot be made available through EDRS.)

Publisher/Distributor: All Institutional Research reports are available on our website:
Address: <a href="http://irweb.do.losrios.cc.ca.us">http://irweb.do.losrios.cc.ca.us</a>
Price:

### IV. REFERRAL OF ERIC TO COPYRIGHT/REPRODUCTION RIGHTS HOLDER:

If the right to grant this reproduction release is held by someone other than the addressee, please provide the appropriate name and address:

Name:
Address:

### V. WHERE TO SEND THIS FORM:

Send this form to the following ERIC Clearinghouse: <p style="text-align: center;">Willy Yu ERIC® Clearinghouse for Community Colleges University of California, Los Angeles 3051 Moore Hall, Box 951521 Los Angeles, CA 90095-1521</p>
--

However, if solicited by the ERIC Facility, or if making an unsolicited contribution to ERIC, return this form (and the document being contributed) to:

Institutional Research